



COVID in HNE

Ms Elizabeth Grist, Executive Director, Clinical Services, Nursing and Midwifery and Health Service Functional Area Coordination

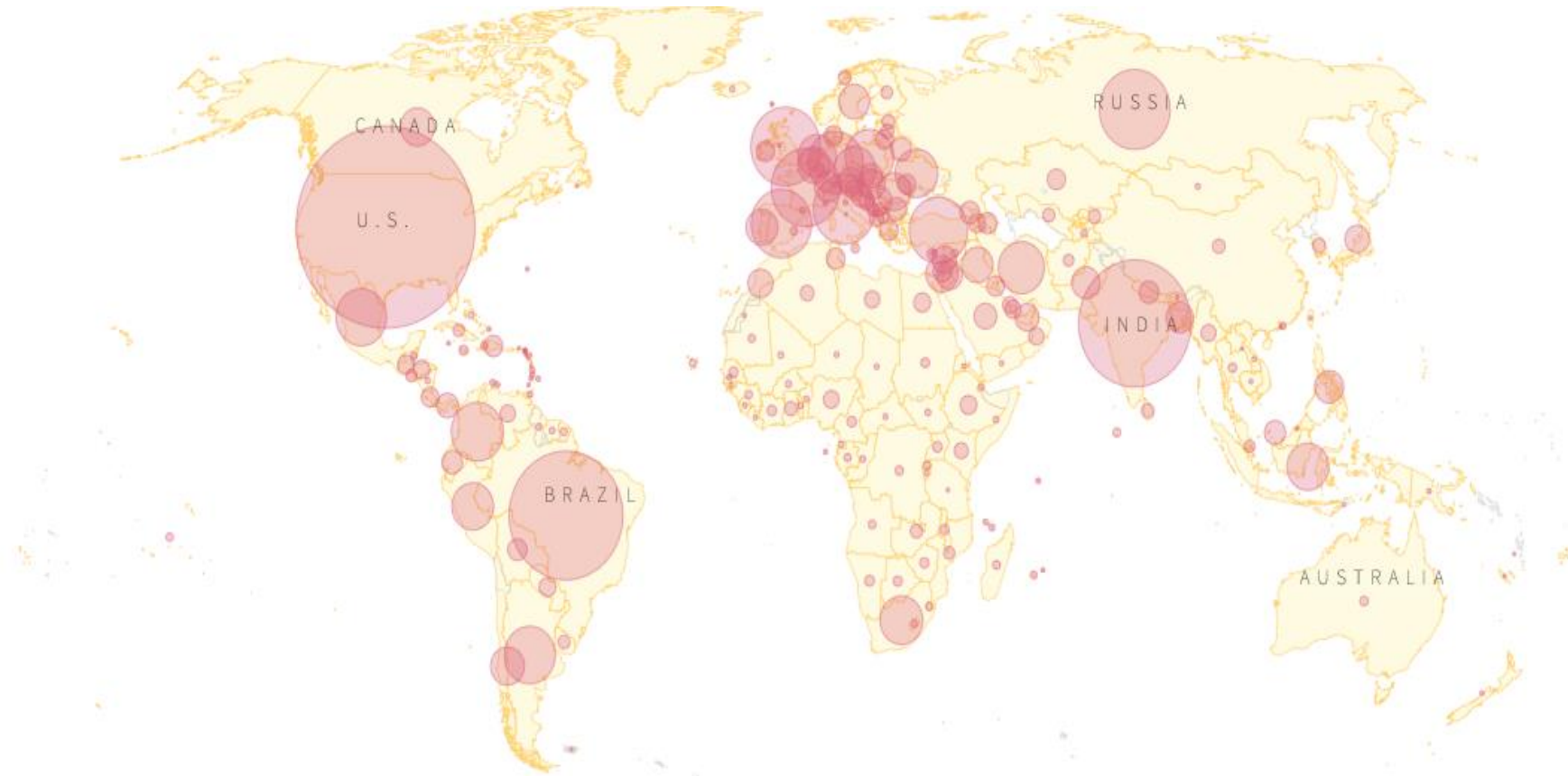
Dr Paul Craven, executive Director CYPFS and medical Controller COVID 19





- Natural History of COVID Worldwide
- Natural History COVID in Australia
- COVID in HNE
- HNE and PHN responses

Natural History of COVID



May, 2021
164M, 3.4 M deaths

Australian Spread of COVID



Australia

Total cases
29,991
Reported yesterday: +3

New cases (14 days)
6-19 May: +126

Deaths
910
Reported yesterday: +0

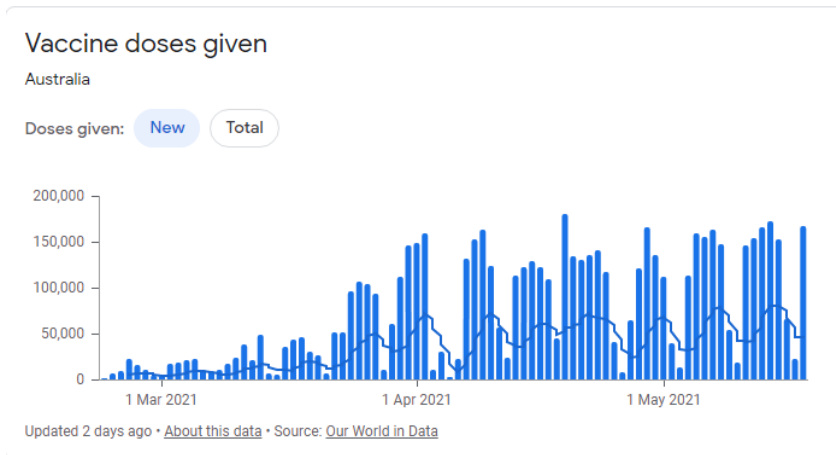
Total doses given
3,183,324

New doses given (14 days)
5-18 May: +1,732,710

People fully vaccinated
No data

Total doses given' shows the number of vaccine doses given to people. Since some vaccines require more than one dose, the number of fully vaccinated people is likely to be lower. 'People fully vaccinated' shows how many people have received the full amount of doses for the COVID-19 vaccine.

Updated less than 44 minutes ago • [About cases data](#) • [About vaccine data](#) • Sources: [Wikipedia](#), [Our World in Data](#)



Statistics

Cases Vaccines

Location	Total cases ↓	New cases (1 day*)	New cases (last 60 days)	Cases per 1 million people	Deaths
🌐 Worldwide	164,244,659	No data		21,122	3,404,925
🇦🇺 Australia	29,991	3		1,169	910
🇻🇮 Victoria	20,546	1		3,075	820
🇳🇸 New South Wales	5,565	2		681	54
🇶🇸 Queensland	1,592	1		307	7
🇼🇦 Western Australia	1,015	0		381	9
🇸🇦 South Australia	746	4		421	4
🇹🇸 Tasmania	234	0		432	13
🇳🇹 Northern Territory	170	1		690	0
🇦🇨 Australian Capital Territory	124	0		288	3

Keeping HNE Safe



- Day 491 of planning
- 39 Pandemic Plans in HNELHD
- HNE COVID 19 website
 - IPC
 - Guidelines
 - Testing
 - Pathology
 - Contact tracing and Videos



Plans in Place



- Keep HNE free of COVID
 - SMS, Triage, Screening
 - Get hospitals ready
 - Reduced Surgery
 - ED, Ward, ICU
 - Increased capacity
 - COVID care at home
 - Increased staffing
 - Training, Equipment, ventilators,
 - Telehealth
 - PPE
- Testing
 - 14 drive throughs, 39 facilities testing
 - Airport/port screening
 - PHN joint response
 - RACF
 - Disability
 - Community Housing
 - Guidelines & Pathways
 - Data

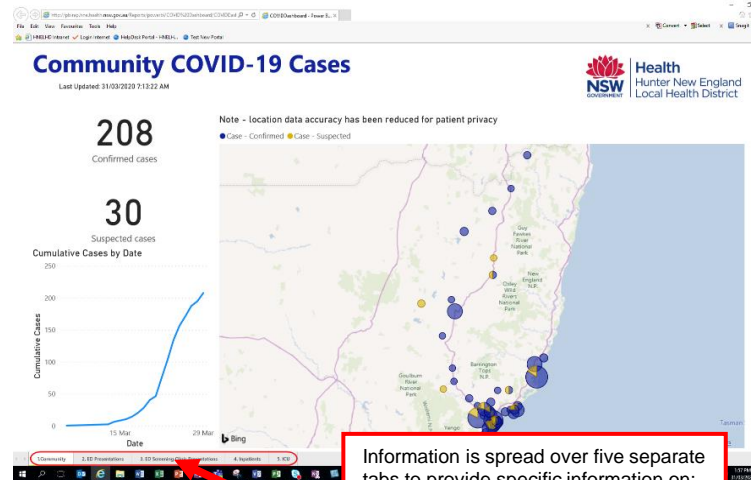


Knowing what is happening-COVID-19 Dashboard



Completion of COVID-19 Executive Dashboards

- By end of March, five dashboards in operation covering key clinical measures providing real-time insight into COVID-19 activity
- Key insights – ED activity comparison with same day last year, COVID screening by location

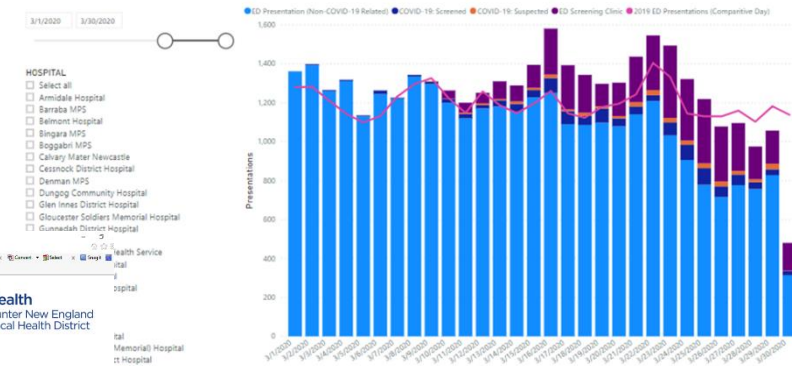


Information is spread over five separate tabs to provide specific information on:

1. Community cases by location
2. ED presentations
3. ED Screening Clinic Presentations
4. Inpatient cases
5. ICU Occupation

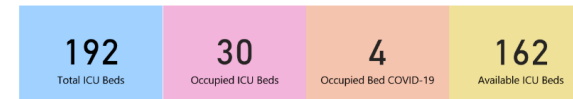
ED Presentations

Last Updated: 30/03/2020 12:07:04 PM

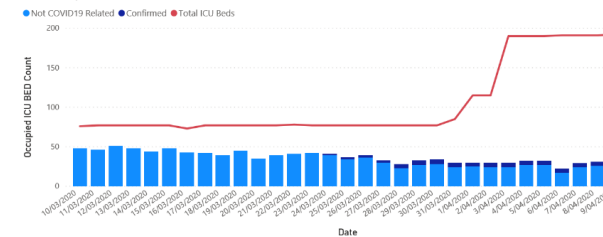


ICU - COVID-19 Related

Last Updated: 9/04/2020 11:10:43 AM



ICU Beds by date





- Sharing information
- Response to RACF's
 - Pandemic Plans
 - Admit patients
 - GP champions
- Keeping people out of hospital
 - Influx of children
- Vaccination Clinic support
 - GP support of pre vaccination health concerns



- PPE
- Masks
 - Surgical
 - Contact and droplet
 - P2/N95
 - Contact droplet and airborne
 - HNELHD adopted Fit testing of all 17000 staff early in pandemic
 - Offered to support Fit testing of GP's

Fit Test Assessors



Number of trained Fit Test Assessors within HNELHD



125 Within HNELHD
Fit Test Assessors



Health





- HNE
 - Pfizer Hub- JHH, Tamworth (Moree, Muswellbrook, Taree, Armidale)
 - < 50 yo, as per NSW Health
 - Astra Zeneca Hub- Tamworth, Armidale, Taree, Moree, Muswellbrook
 - > 50 year old (TTS, CVSD)
- Mega Vaccination Clinic