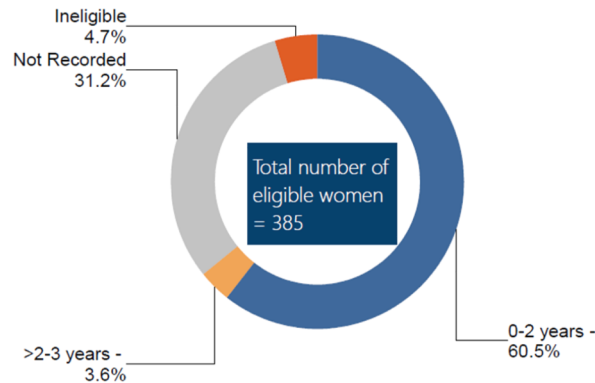




Breast Cancer Screening Dashboard Report Interpretation



Eligible	number of females aged 50 – 74 years of age
Ineligible	number of females who have been excluded as per CAT 4 mammogram exclusions
0 – 2 years	number of females have been screened within the last two years
>2 – 3 years	number of females have not been screened in the last 2 – 3 years and are due for screening
Not recorded	number of females who have never been screened

Data considerations

CAT 4 is reliant on demographic and clinical data imported and coded correctly in a patients' electronic medical record. Cancer screening data presented in Primary Health Network Dashboard Reports is derived from CAT 4 and should be used as a guide only. Data provided is based on RACGP's definition of an active patient; attending the practice three or more times over a two-year period.

When reviewing breast screening data via CAT 4, the outcome of the breast screen will not be reported. CAT 4 will only extract the test name in the Subject field, not an outcome or result.

The following pathology test names required to be recorded in a patient's electronic medical record to ensure data is recognised by CAT 4. Pathology results must be received in HL7 format. "Free text" patient information **cannot be extracted** into CAT 4.

From 2018, results from BreastScreen NSW are transmitted electronically from BreastScreen NSW, paper-based results will need to be entered manually and coded correctly to ensure they are recognised by CAT 4.

Mammogram

- Breast Mammogram Screening
- Ultrasound Breast Bilateral
- Breast Mammography
- Mammography - Bilateral
- Mammogram BreastScreen NSW
- Bilateral Mammography
- Wesley Breast Clinic Consultation Report
- Mammogram
- Mammogram-normal

Based on universal clinical code guidelines, CAT has created a list of exclusions codes which deem patient's "ineligible" to participate in routine breast cancer screening. Patient's with the following clinical codes documented in their electronic medical records, will be included in the "ineligible" segment of CAT 4 graphs.



Mammogram exclusions: Polyps

- Adenocarcinoma Breast
- Breast cancer
- Breast carcinoma
- Breast carcinosarcoma
- Breast removal
- Carcinosarcoma of the breast
- Carcinoma - Breast
- Mastectomy
- Mastectomy - partial & node biopsy
- Radical mastectomy
- Radical mastectomy
- Signet ring cell carcinoma of breast
- Simple mastectomy
- Surgery - Mastectomy
- Surgery - Radical mastectomy
- Surgery - Radical mastectomy
- Surgery - Simple mastectomy

When reviewing clinical data it is important to:

- periodically review patients who have been excluded from screening to assess the appropriateness of them returning to screening, based on clinical guidelines.
- ensure patients who have been excluded from routine screening have an alternative treatment plan including appropriate recalls and or reminders.
- consider reviewing your internal processes to ensure all patients are being screened at appropriate intervals as per individual patient pathology screening reports and or correspondence with specialists.
- consider creating a register of your sexual and gender diverse patients to ensure all patients are provided with and included in the appropriate screening programs and reminders.

For further information regarding the National Breast Screening Program and patient eligibility, please visit <https://www.breastscreen.nsw.gov.au/>

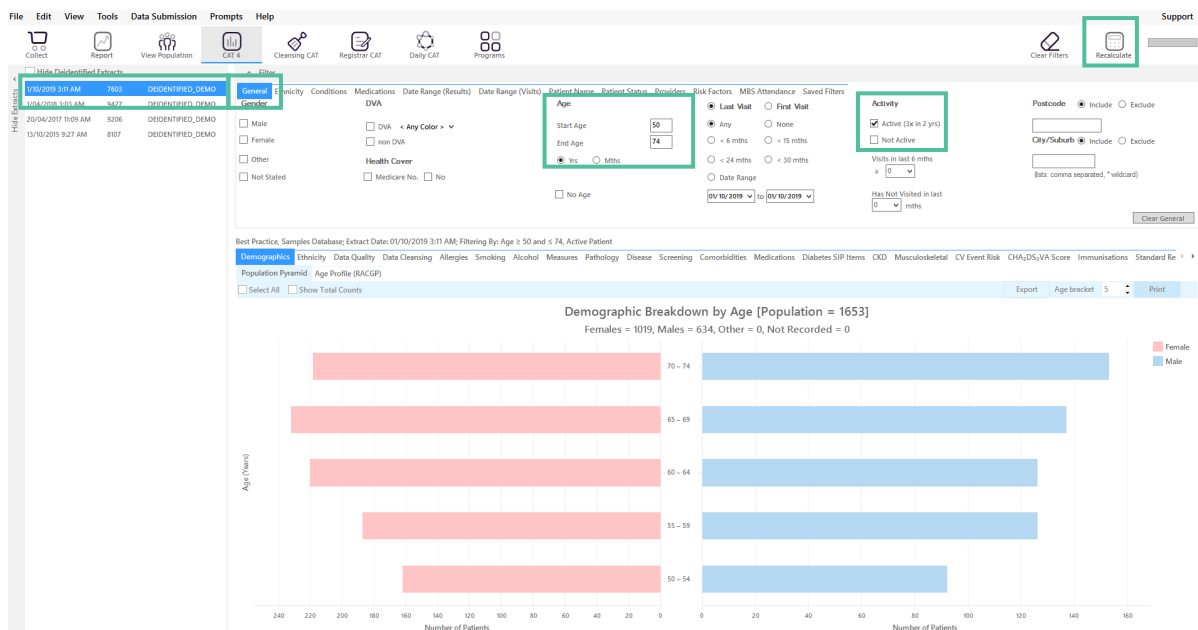


Extracting breast screening data from CAT 4

Filtering Steps

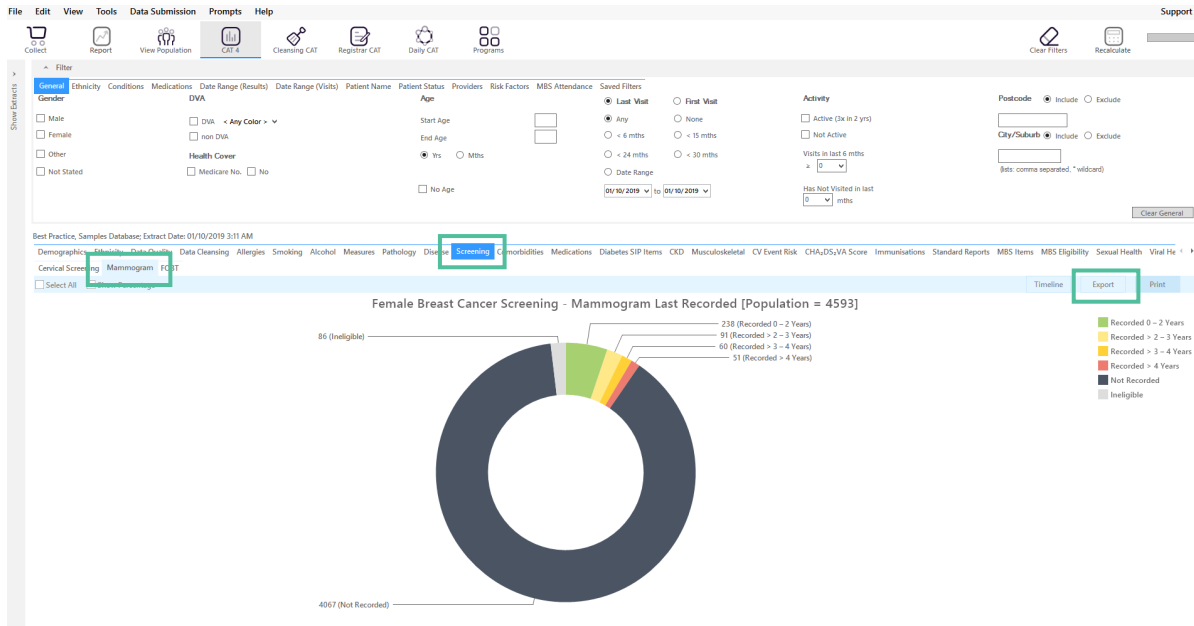
1. Select the most recent data extract.
2. In the **General** tab, enter **Start Age** as 50 and **End Age** as 74 and select **Active** in the **Activity** tab.
3. Click **Recalculate**.

Note: CAT 4 will automatically include patients with no assigned gender.



Report Steps

1. Select the **Screening** tab
2. Select the **Mammogram** sub-tab
3. To view patients included in one or more of screening categories, double click to the graph segment and select **Export**.



Breast Screening Legend

	Recorded 0 – 2 Years	number of females who have been screened in the last two years (up to date with screening)
	Recorded > 2 – 3 Years	number of females that have been screened in the last two to three years (due now for screening)
	Recorded >3 – 4 Years	number of females that have been screened in the last three to four years (overdue for screening)
	Recorded > 4 Years	number of females that have not been screened in last four + years (overdue for screening)
	Not Recorded	number of females who have not been screened
	Ineligible	number of females who have been excluded as per CAT 4 <i>mammogram exclusions</i>

Establishing your breast screening participation rate

From CAT 4 you can establish your breast screening participation rate by noting the number of patients in the **Recorded 0 – 2 Years** category.

Using the data above as an example:

Recorded 0 – 2 Years = 238 patients or 5.2% screening participation rate